

**D/F MACHINE SPECIALTIES, INC.**

**"MIG" AND "TIG" WELDING TOOLS**


**1750 Howard Drive, North Mankato, MN 56003**

**Phone: (507) 625-6200 Fax: (507) 625-6203**

**Email: [sales@dfmachinespecialties.com](mailto:sales@dfmachinespecialties.com)**

**[www.dfmachinespecialties.com](http://www.dfmachinespecialties.com)**

**MECHANIZED  
and  
ROBOTIC  
AIR COOLED**



**MIG**

**WELDING  
PRODUCTS**

# AIR COOLED "MIG" BARRELS --- REMOTE MOUNT



These air cooled machine barrels are readily adaptable to mechanized or robotic welding. They are furnished completely assembled and ready for installation. Both models have the feature of individual replaceable service connections with a removeable cable hose sheath to add to the durability and long life of the barrel assemblies.

## MODEL EXPLANATION

MAC - Machine, Air Cooled, Slip-in Tip  
MAT - Machine, Air Cooled, Threaded Tip

## MAC/MAT "400" SPECIFICATIONS

Current Capacity.....400 amp CO2  
275 amp Argon

## Gun Dimensions

Length.....12.625"  
Upper Body Diameter.....1 5/8"  
Lower Body Diameter.....1 1/4"  
Recommended Wire Diameter Range......030"-.062" Hard and Cored  
Weight (approx.).....2 lbs

## ORDERING INFORMATION

DESCRIPTION	Code No. for Selection of Available Lengths							
	4 Ft.	5 Ft.	6 Ft.	7 Ft.	8 Ft.	10 Ft.	12 Ft.	15 Ft.
MAT- Threaded Tip	17800 Model MAT-4	17801 Model MAT-5	17802 Model MAT-6	17803 Model MAT-7	17804 Model MAT-8	17805 Model MAT-10	17806 Model MAT-12	17807 Model MAT-15
MAC- Slip-in Tip	17810 Model MAC-4	17811 Model MAC-5	17812 Model MAC-6	17813 Model MAC-7	17814 Model MAC-8	17815 Model MAC-10	17816 Model MAC-12	17817 Model MAC-15

## MODEL EXPLANATION

MAC - Machine, Air Cooled, Slip-in Tip  
MAT - Machine, Air Cooled, Threaded Tip

## MAC/MAT "400" SPECIFICATIONS


Current Capacity.....400 amp CO2  
275 amp Argon

## Gun Dimensions

Length.....9 29/32"  
Upper Body Diameter.....1 5/8"  
Lower Body Diameter.....1 1/4"  
Recommended Wire Diameter Range......030"-.062" Hard and Cored  
Weight (approx.).....1.7 lbs

## ORDERING INFORMATION

DESCRIPTION	Code No. for Selection of Available Lengths							
	4 Ft.	5 Ft.	6 Ft.	7 Ft.	8 Ft.	10 Ft.	12 Ft.	15 Ft.
MAT- Threaded Tip	17753 Model MAT-4	17754 Model MAT-5	17755 Model MAT-6	17756 Model MAT-7	17757 Model MAT-8	17758 Model MAT-10	17760 Model MAT-12	17761 Model MAT-15
MAC- Slip-in Tip	17764 Model MAC-4	17765 Model MAC-5	17766 Model MAC-6	17767 Model MAC-7	17768 Model MAC-8	17769 Model MAC-10	17771 Model MAC-12	17772 Model MAC-15





# AIR COOLED "MIG" BARRELS --- DIRECT MOUNT

An air cooled barrel for mechanized "MIG" welding. Direct mounting is accomplished by utilizing interconnections to the welding head or wire drive. Shielding gas is accommodated by a horizontal connection.

## MODEL EXPLANATION

MAC - Machine Air, Cooled, Slip-in Tip

MAT - Machine, Air Cooled, Threaded Tip

## CTA/CCA "400" SPECIFICATIONS

Current Capacity.....400 amp CO<sub>2</sub>  
275 amp Argon

## Gun Dimensions

Length.....8 5/8"  
Body diameter.....1 1/4"  
Recommended Wire Diameter Range......030"-.052" Hard and Cored  
Weight (approx.).....1.12 lbs

## ORDERING INFORMATION

DESCRIPTION		CODE NO.
Model	MAT-07 Threaded Nozzle Body (13176)	12707
	MAT-08 Threaded Nozzle Body (13177)	12708
	MAT-39 Threaded Nozzle Body (16383)	12739
Model	MAC-05 Threaded Nozzle Body (13176)	12705
	MAC-06 Threaded Nozzle Body (13177)	12706
	MAC-34 Threaded Nozzle Body (16383)	12734

## MODEL EXPLANATION

MAC - Machine, Air Cooled, Slip-in Tip

MAT - Machine, Air Cooled, Threaded Tip

## MAC/MAT "400" SPECIFICATIONS

Current Capacity.....400 amp CO<sub>2</sub>  
275 amp Argon

## Gun Dimensions

Length.....6 5/8"  
Body Diameter.....1 1/4"  
Recommended Wire Diameter Range......030"-.052" Hard and Cored  
Weight (approx.).....1.10 lbs

## ORDERING INFORMATION

DESCRIPTION		CODE NO.
Model	MAT-96 Threaded Nozzle Body (13176)	12696
	MAT-97 Threaded Nozzle Body (13177)	12697
	MAT-37 Threaded Nozzle Body (16383)	12737
Model	MAC-98 Threaded Nozzle Body (13176)	12698
	MAC-99 Threaded Nozzle Body (13177)	12699
	MAC-32 Threaded Nozzle Body (16383)	12732



# AIR COOLED "MIG" BARRELS --- REMOTE MOUNT



An air cooled barrel for mechanized "MIG" welding. Remote mounting is accomplished by utilizing interconnections to the welding head or wire drive. Shielding gas is accommodated by a vertical connection.

## MODEL EXPLANATION

MAC - Machine, Air Cooled, Slip-in Tip

MAT - Machine, Air Cooled, Threaded Tip

## MAC/MAT "400" SPECIFICATIONS


Current Capacity.....400 amp CO2  
275 amp Argon

### Gun Dimensions

Length.....8 5/8"  
Body Diameter.....1 1/4"  
Recommended Wire Diameter Range......030"-.052" Hard and Cored  
Weight (approx.).....1.12 lbs

## ORDERING INFORMATION

DESCRIPTION		CODE NO.
Model	MAT-03 Threaded Nozzle Body (13176)	12703
	MAT-04 Threaded Nozzle Body (13177)	12704
	MAT-40 Threaded Nozzle Body (16383)	12740
Model	MAC-17 Threaded Nozzle Body (13176)	12717
	MAC-18 Threaded Nozzle Body (13177)	12718
	MAC-36 Threaded Nozzle Body (16383)	12736



## MODEL EXPLANATION

MAC - Machine, Air Cooled, Slip-in Tip

MAT - Machine, Air Cooled, Threaded Tip

## CTA/CCA "400" SPECIFICATIONS

Current Capacity.....400 amp CO2  
275 amp Argon

### Gun Dimensions

Length.....6 5/8"  
Body Diameter.....1 1/4"  
Recommended Wire Diameter Range......030"-.052" Hard and Cored  
Weight (approx.).....1.10 lbs

## ORDERING INFORMATION

DESCRIPTION		CODE NO.
Model	MAT-24 Threaded Nozzle Body (13176)	12724
	MAT-25 Threaded Nozzle Body (13177)	12725
	MAT-38 Threaded Nozzle Body (16383)	12738
Model	MAC-26 Threaded Nozzle Body (13176)	12726
	MAC-27 Threaded Nozzle Body (13177)	12727
	MAC-33 Threaded Nozzle Body (16383)	12733





# AIR COOLED CURVED GUNS --- REMOTE MOUNT

The rugged air cooled CTA/CCA series curved gun configurations come pre-assembled and ready to install. All models have the feature of individual replaceable service connections with a removeable cable hose sheath to add to the durability and long life of these gun assemblies

## MODEL EXPLANATION

CTA - Curved, Threaded Current Tip, Air Cooled

CCA - Curved, Collet Action (slip-in tip), Air Cooled

## CTA/CCA "400" SPECIFICATIONS

Current Capacity.....400 amp CO<sub>2</sub>  
275 amp Argon

### Gun Dimensions

Length.....13.125"

Gun angle.....55 Deg. curved body

Nozzle to body tube clearance.....5.375"

Recommended Wire Diameter Range......030"-.062" Hard and Cored

Weight (approx.).....1.8 lbs

## ORDERING INFORMATION

Description	Code No. for Selection of Available Lengths			
	4 Ft.	5 Ft.	7 Ft.	8 Ft.
<b>MODEL CTA</b>				
Furnished with nozzle body 13176	15527	15533	11547	11548
Furnished with nozzle body 13177	15528	15534	11557	11558
Furnished with nozzle body 16383	15529	15535	11567	11568
<b>MODEL CCA</b>				
Furnished with nozzle body 13176	15524	15530	11547	11548
Furnished with nozzle body 13177	15525	15531	11557	11558
Furnished with nozzle body 16383	15526	15532	11567	11568

The heavy duty model CA gun assembly is similar in design to the CTA series above and offers a low cost design with various features for application requirements.

## MODEL EXPLANATION

CA-T - Curved, Air Cooled, Threaded current Tip

CA-C - Curved, Air Cooled, Collet Action (slip-in tip)

## CA-C / CA-T SPECIFICATIONS

Current Capacity.....500 amp CO<sub>2</sub>  
350 amp Argon

### Gun Dimensions

Length .....14.375"

Gun Angle .....35 Deg. curved body


Nozzle to body tube clearance .....5.500"

Recommended Wire Range Diameter......035"-.062" Hard

.045"-7/64" Cored

Weight .....2.2 Lbs

LENGTH	DESCRIPTION	CODE NO.
3 Ft.	MODEL CA-C/CA-T Specify Nozzle Body	17840
4 Ft.	" " " " " "	17841
5 Ft.	" " " " " "	17842
6 Ft.	" " " " " "	17843
7 Ft.	" " " " " "	17844
8 Ft.	" " " " " "	17845
#1/0 Cable		





# A/C "MIG" BARRELS --- REMOTE or DIRECT MOUNT

An air cooled machine barrel for mechanized "MIG" welding utilizing the gasless welding process. Remote mounting is accomplished by utilizing interconnections to the welding head or wire drive and mounting bracket available for this unit.

## MODEL EXPLANATION

MAT- G - Machine, Air Cooled, Threaded Tip, Gasless

## MAT - G "400" SPECIFICATIONS

Current Capacity.....400 amp CO2  
260 amp Argon

## Gun Dimensions

Length.....8 5/8"  
Body Diameter.....1 1/4"  
Recommended Wire Diameter Range......030"-.062" Hard and Cored  
Weight (approx.).....1.8 lbs

## ORDERING INFORMATION

DESCRIPTION	Code No. for Selection of Available Lengths					
	3 Ft.	4 Ft.	5 Ft.	6 Ft.	7 Ft.	8 Ft.
MAT- G Threaded Tip	19674 Model Mat-G74	19675 Model Mat- G75	19676 Model Mat- G76	19677 Model Mat- G77	19678 Model Mat- G78	19679 Model Mat- G79
MAC - G Slip-in Tip	19680 Model Mac-80	19681 Model Mac-G81	19682 Model Mac-G82	19683 Model Mac-G83	19684 Model Mac-G84	19685 Model Mac-G85



GASLESS

An air cooled barrel featuring external shielding for mechanized "MIG" welding. Remote mounting is accomplished by utilizing interconnections to the welding head or wire drive.

## MODEL EXPLANATION

MAC - E Machine, Air Cooled, Slip-in Tip

MAT - E Machine, Air Cooled, Threaded Tip

## MAT-E/MAC-E "400" SPECIFICATIONS


Current Capacity.....400 amp CO2

## Gun Dimensions

Length.....  
Body Diameter.....1 1/4"  
Recommended Wire Diameter Range......030"-.062" Hard and Cored  
Weight (approx.).....2.3 lbs

## ORDERING INFORMATION

DESCRIPTION	Code No. for Selection of Available Lengths					
	3 Ft.	4 Ft.	5 Ft.	6 Ft.	7 Ft.	8 Ft.
MAT- E Threaded Tip	19666 Model Mat-E66	19667 Model Mat-E67	19668 Model Mat-E68	19669 Model Mat-E69	19670 Model Mat-E70	19671 Model Mat-E71
MAC- E Slip-in Tip	19660 Model Mac-E60	19661 Model Mac-E61	19662 Model Mac-E62	19663 Model Mac-E63	19664 Model Mac-E64	19665 Model Mac-E65



EXTERNAL SHIELDING



# A/C "MIG" CURVED GUN ---- REMOTE MOUNT

The rugged air cooled CA - TG curved gun configuration comes pre-assembled and ready to install. This model also has the feature of individual replaceable service connections with a removeable cable hose sheath to add to its durability and long life of the assembly.

## MODEL EXPLANATION

CA - TG - Curved Air Cooled, Threaded Tip, Gasless

## CA - TG "400" SPECIFICATIONS

Current Capacity.....400 amp CO2

### Gun Dimensions

Length.....13.125"

Gun Angle.....55 Deg. curved body

Recommended Wire Diameter Range......030"-.062" Hard and Cored

Weight (approx.).....1.8 lbs

## ORDERING INFORMATION

LENGTH	DESCRIPTION	CODE NO.
3 Ft.	Model CA-TG76	17876
4 Ft.	Model CA-TG77	17877
5 Ft.	Model CA-TG78	17878
6 Ft.	Model CA-TG79	17879
7 Ft.	Model CA-TG80	17880
8 Ft.	Model CA-TG81	17881




GASLESS

## MACHINE BARREL ACCESSORIES

### GAS NOZZLES

Barrel Model	Ref.	Type Nozzle	O.D.	I.D.	Code No.
MAC / MAT	1	Copper - Tapered	15/16"	5/8"	10362
	2	Copper - Straight	1"	3/4"	10340
	3	Copper - Straight	5/8"	7/16"	10374
	4	Copper - Tapered	15/16"	5/8"	10359
	5	Copper - Tapered	7/8"	5/8"	16380
	6	Copper - Tapered	7/8"	1/2"	16379
	7	Copper - Tapered	1-1/16"	3/4"	10379
		Copper - Tapered	1-3/8"	3/4"	10368



### AIR COOLED NOZZLE BODIES

Barrel Model	Ref.	Type Nozzle Body	Code No.
MAC / MAT	8	Normal Duty	13197
	9	Medium Duty	13198
	10	Heavy Duty	13196
	11	Light Duty	16384



## MACHINE BARREL AND GUN ACCESSORIES

### CASINGS

Description	Code No.
<b>Casing Assembly (Flexible)</b> Requires replacement liner below .030" - .035" .035" - .062"	46350 46370
<b>Casing Assembly (Reinforced)</b> Single Piece .035" - .045" Single Piece .045" - .062" Single Piece 5/64" - 3/32"	46420 46440 46460

### ORDERING INFORMATION

**NOTE: ADD FOOTAGE TO CODE NUMBER FOR LENGTH REQUIRED**

Example: Require 8 Ft.Casing(.035"-.045"). Code No.46420-8

### LINERS

Description	Wire Size	Code No.
Wire Liner - Hard Wire	.030"	47020
Wire Liner - Hard Wire	.035"-.045"	47021
Wire Liner - Hard / Cored	.045"-.062"	47022

### ORDERING INFORMATION

**NOTE: ADD FOOTAGE TO CODE NUMBER FOR LENGTH REQUIRED**

Example: Require 8 Ft. liner (.035"-.045"). Code No.47021-8

### POWER CABLES - MACHINE BARRELS

Description	3 Ft.	4 Ft.	5 Ft.	6 Ft.	7 Ft.
Power Cable 1/0	16039	15256	16437	15257	16822
Power Cable 2/0	16075	15263	16438	15264	16823

### POWER CABLES - GUNS

Description	4 Ft.	5 Ft.	6 Ft.	7 Ft.	8 Ft.
Power Cable 1/0	18074	18075	18076	18077	18078

### QUICK DISCONNECT GAS HOSE ASSEMBLIES FOR BARRELS MAC-E / MAT-E

Description	3 Ft.	4 Ft.	5 Ft.	6 Ft.	7 Ft.	8 Ft.
Gas Hose Assembly	15283	15284	15285	15286	15287	15281

### GAS HOSE ASSEMBLIES - GUNS AND MACHINE BARRELS

Description	4 Ft.	5 Ft.	6 Ft.	7 Ft.	8 Ft.	10 Ft.	12 Ft.	15 Ft.
Gas Hose Assembly	14502	14503	14504	14100	16830	11846	11852	11847



# MACHINE BARREL AND GUN ACCESSORIES



## CURRENT TIPS - 4" SLIP-IN

Gun Model	Wire Size	Wire	Code No.
MAC	.030"	Hard	10787
(Tip provides 1/8" set back)	.035"	Hard	10788
	.045"	Hard	10789
	.052"	Hard	10830
	1/16"	Hard	10790



## CURRENT TIPS - 5/16" SLIP-IN

Gun Model	Wire Size	Wire	Code No.
MAC	.030"	Hard	10883
(Tip provides 1/8" set back)	.035"	Hard	10884
	.045"	Hard	10885
	.052"	Hard	10886
	1/16"	Hard	10887
(Tip provides 3/8" set back)	.035"	Cored	10893
	.045"	Cored	10894
	.052"	Cored	10895
	1/16"	Cored	10896
	5/64"	Cored	10897
	3/32"	Cored	10898
	7/64"	Cored	10899



## CURRENT TIPS - 7/16" DIAMETER THREADED

Gun Model	Wire Size	Wire	Code No.
MAT	.035"	Hard	15116
MAT-E	.045"	Hard	15117
MAT-G	.052"	Hard	15121
CA-TG	1/16"	Hard	15118
(Tip provides 1/8" set back)	5/64"	Cored	15119
	3/32"	Cored	15120
(Tip provides 3/8" set back)	.045"	Cored	15106
	1/16"	Cored	15107
	5/64"	Cored	15108
	3/32"	Cored	15109
	7/64"	Cored	15110
	1/8"	Cored	15111



## CURRENT TIPS - 5/16" THREADED

Gun Model	Wire Size	Wire	Code No.
MMAT	.035"	Hard	10756
MAT-E	.045"	Hard	10757
CTA - CA-T	.052"	Hard	10841
	1/16"	Hard	10759
	5/64"	Hard	10761
	3/32"	Hard	10763
	.045"	Cored	10750
	1/16"	Cored	10751
	5/64"	Cored	10752
	3/32"	Cored	10753
	7/64"	Cored	10754



## CURRENT TIPS - 1/4" SLIP-IN

Gun Model	Wire Size	Wire	Code No.
MAC	.030"	Hard	10794
CCA	.035"	Hard	10795
CA-C	.045"	Hard	10796
	.052"	Hard	10840
	1/16"	Hard	10797



## WIRE FEEDER ADAPTERS AND WIRE INLETS



## FEEDER ADAPTERS

MFR.	Models	Wire Diameter	Remote Adapter			Direct Mount Adapter	
			Hard	Cored	*Stub Liner	Hard	Cored
Airco	AHF-T	.030"-.035"	13031		16166	13032	
	AHF-N	.045"-1/16"	13031		16167	13032	
	AHF-V6	5/64"-3/32"		13029	16168		13028
	AHF-NP	7/64"		13029	16169		13028
Air Products	AP500	.030"-1/16"	13056				
	AP250						
Auto Arc	All Models	.035"-.045"	13130		16690		
			13130		16691		
Bancroft		.030"-1/16"	13009				
		5/64"-7/64"		13010			
Compak-O-Matic	480,120,	.035"-.045"	13486		16690	13485	
	125	.045"-1/16"	13486		16691	13485	
		5/64"-3/32"		16612	16692		16611
		7/64"		16612	16693		16611
	10.20,		13481			13482	
	103B,						
	75	.035"	13482			13487	
		.045"	13488			13488	
		1/16"	13489			13489	
		5/64"-3/32"		13491			13491
		7/64"		13492			13492
Cyclomatic	Scorpion	.035"-.045"	13147		16665		
	612,1024	.035"-.045"	13147		16666		
		.045"-1/16"	13147		16667		
		5/32"-3/32"		13132	16668		
		7/64"		13132	16669		
Gilliand		.035"-.045"	16224				
		.045"-1/16"	16224				
		5/64"-3/32"		16224			
Hobart	All Models	.030"-.035"	13067		16665	13068	
		.035"-.045"	13067		16666	13068	
		.045"-1/16"	13067		16667	13068	
		5/64"-3/32"		16087	16668		16225
		7/64"		16087	16668		16225
Lincoln	LN-7	.035"-.045"	13110		16698	13068	
	LN-8	.045"-1/16"	13110		16699	13068	
	NA5-R	5/64"-3/32"		13112	16668		16225
		7/64"		13112	16668		16225
	LN-9	.035"-.045"	16581		16711	16528	
		.045"-1/16"	16581		16712	16528	
		5/64"-3/32"		16582	16713		16529
		7/64"		16582	16714		16529
	NA3	.035"-.045"	13113		16882	16880	
	NA5	.045"-1/16"	13113		16883	16880	
		5/64"-7/64"		16879	16885		16881
Linde	SWM31	Casing to Feeder	13046				
	SWM34	(Accepts Linde					
	SWM37	Outlet Guide)					
	SWM38						
	EHS	D/F Insert					
		.035"-.045"	13047			13047	
		.045"-1/16"	13048			13048	
		5/64"-3/32"		13049			13049

MFR.	Models	Wire Diameter	Remote Adapter			Direct Mount Adapter	
			Hard	Cored	*Stub Liner	Hard	Cored
Liode	SWM11	.035"-.045"	13043		16690	13080	
	SWM11	.045"-1/16"	13043		16691	13080	
	3	5/64"-3/32"		13052	16692		13079
	SWM23	7/64"		13052	16693		13079
Miller	10A,30A	.030"-.035"	13120			13120	
		.035"-.045"	13121			13120	
		.045"-1/16"	13122			13120	
		5/64"-3/32"		13123			13123
Miller S0	S-52A	.030"-.035"	16557		16673	16558	
	S-52E	.035"-.045"	16557		16674	16558	
	S-54E	.045"-1/16"	16557		16675	16558	
	S-52D	5/64"-3/32"		16559	16676		16560
	S-54D	7/64"		16559	16677		16560
OXO	All Models	.034"-.045"	13125		16690		
		.045"-1/16"	13125		16691		
		5/64"-3/32"		13127	16692		
		7/64"		13127	16693		
Systematics	FW101 CF201			13056			
Westinghouse	SA2	.035"	13003				
	SA605	.045"	13004				
	SA625	1/16"	13005				
	SA505C	5/64"-3/32"		13007			
		7/64"		13008			

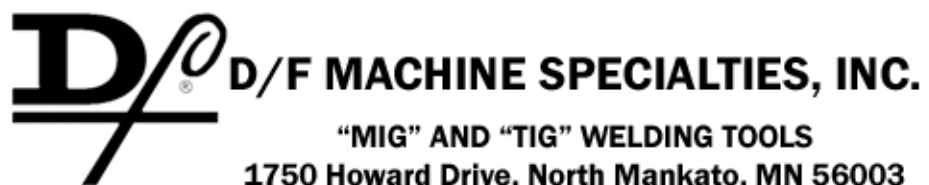
\*Stub liners only required in feeder adapter when single piece casing is used

### FEEDER ADAPTER INLETS

Wire Size	Steel Code No.	Brass Code No.
.030"	13801	16417
.035"	13803	16418
.045"	13806	16419
.052"	13844	16420
1/16"	13809	16421
5/64"	13812	16422
3/32"	13814	16422
7/64"	13816	

## ORDERING INFORMATION

Each D/F gun/ barrel is fully assembled and ready to install. In order to make the installation complete, the code number, wire size, make/model of wire feeder or automatic head a, and inlet as needed must be specified when ordering. If special welding tools or accessories other than those listed on pages 7 - 9 are required, please consult with the factory.



**"MIG" AND "TIG" WELDING TOOLS**  
**1750 Howard Drive, North Mankato, MN 56003**  
**Phone: (507) 625-6200 Fax: (507) 625-6203**  
**Email: [sales@dfmachinespecialties.com](mailto:sales@dfmachinespecialties.com)**  
**[www.dfmachinespecialties.com](http://www.dfmachinespecialties.com)**